

No. 77,560.

PATENTED MAY 5, 1868.

A. & G. F. WRIGHT.
TOY SAFE WITH PUZZLE LOCK.

Fig. 1.




Fig. 2.

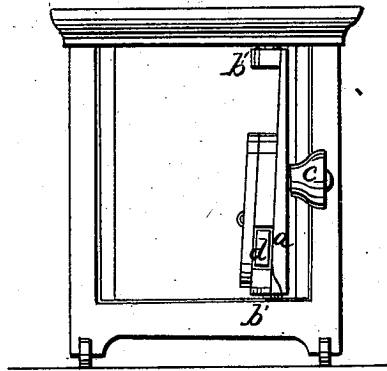


Fig. 3.

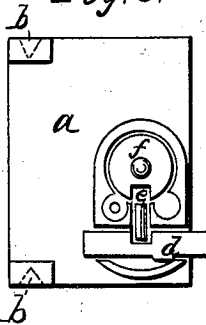
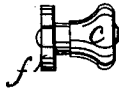


Fig. 4.



Witnesses;

C. F. Parkhurst
H. H. Water

Inventor;

Abram Wright
George F. Wright

UNITED STATES PATENT OFFICE.

ABRAM WRIGHT AND GEO. F. WRIGHT, OF CLINTON, MASSACHUSETTS.

TOY SAFE WITH PUZZLE-LOCK.

Specification forming part of Letters Patent No. 77,560, dated May 5, 1868.

To all whom it may concern:

Be it known that we, ABRAM WRIGHT and GEORGE F. WRIGHT, of Clinton, county of Worcester, and State of Massachusetts, have invented a new Toy Safe with a Puzzle-Lock; and we do hereby declare that the following is a full and exact description thereof, reference being had to the accompanying drawings, and to the letters of reference marked thereon.

The nature of our invention consists in constructing a toy in the similitude of a safe having a door with a puzzle-lock upon it.

To enable others skilled in the art to make and use our invention, we will proceed to describe its construction and operation.

Figure 1 is an upright front view of the safe with the door shut. Fig. 2 is an upright front view with the door open, showing the edge of door and lock. Fig. 3 is an upright view of the inside of door, with the cap to the lock removed, to show its construction. Fig. 4 is a side view of the handle and disk attached to it.

a is the door, which swings upon the pivots at *b b*. *c* is the knob and key to the door. *d* is the bolt of the lock, which fastens the door. *e* is a small upright bolt. *f* is a disk attached to the knob *c*, having upon one side of its periphery, a notch of the proper size to admit the small bolt *e*.

Having thus lettered and referred to each part, we will now explain how they work together. When the door is shut and locked, the bolts *d* and *e* are in the position shown in

Fig. 3, and the disk *f* and knob *c* will revolve perfectly free; and to unlock the door, it is necessary to turn the safe up side down, and turn the knob and disk around until the notch in the disk comes directly under the small bolt *e*, into which said bolt drops, leaving the door-bolt *d* free to slide back, when the safe is turned upon its side; then turn the safe upon the side to which the door is hinged and the door is unlocked; and to lock the door again you have only to turn the safe upon its opposite side, and then sit it upright, and the bolts *d* and *e* are in the position as shown in Fig 3; and we would not confine ourselves to this peculiarly constructed lock, for we have other puzzle-locks to apply, that a great variety of puzzles may be produced, and thus make the toy safe more attractive and desirable as a puzzle for all, both old and young.

Having thus described our invention, what we desire to secure by Letters Patent is—

The application of a puzzle-lock, when constructed as herein shown and described, or any other mechanical device which will produce the same result to miniature or toy safes, substantially as and for the purpose herein set forth.

ABRAM WRIGHT.
GEO. F. WRIGHT.

Witnesses:

C. F. W. PARKHURST,
H. H. WATERS.